




Select Installation Type

Which type of installation should be performed?



Select the type of installation that you want to perform. Click Next when you are ready to continue.

- ☒  **Default Installation**
Install with default configuration.
- ☐  **Custom Installation**
Customize configuration during installation.
- ☐  **Create Response File**
Only create a response file to be used during silent installations.

install4j

< Back

Next >

Cancel